





































Strut Tables

Overview+Options

Surface Materials



Veneer and Laminate Options

Our veneer tables feature our UV top finish, UVAdvantage. The result is a low-emitting finish that provides exceptional depth, clarity, durability, and chemical resistance throughout the life of the product.





						
White Nebbia (WNB) TFL, HPL	Beigewood (BW) TFL, HPL	Sugar Maple (SM) Veneer, TFL, HPL	Oak Riftwood (ORW) Veneer*, TFL, HPL	Kirsche (KHE) TFL, HPL	Fawn Oak (FO) Veneer*	River Cherry (RC) TFL, HPL
						
Mesa Sunset (MAS) Veneer*	Natural Marrone (NTM) TFL, HPL	Studio Teak (TK) TFL, HPL	Pinnacle Walnut (PNW) Veneer, TFL, HPL	Golden Cherry (GC) Veneer, HPL	Legacy Walnut (LW) Veneer	Artisan Walnut (AW) Veneer
						
Shaker Cherry (SKC) Veneer, TFL, HPL	Select Cherry (SCH) Veneer, HPL	Williamsburg Cherry (WC) Veneer, TFL, HPL	Harvest Walnut (HW) Veneer	Dark Cherry (DC) Veneer	Mahogany Walnut (MW) Veneer, HPL	Henna Walnut (HNW) Veneer
						
Columbian Walnut (CO) Veneer, TFL, HPL	Sepia Walnut (SPW) TFL, HPL	Florence Walnut (FLW) TFL, HPL	Dark Forest Walnut (DFW) Veneer	Espresso (EW/EF) Veneer, TFL, HPL	Portico Teak (PTK) TFL, HPL	Weathered Ash (WTA) Veneer*, TFL, HPL
						
Smoky Brown Pear (SBP) TFL, HPL	Asian Night (AS) Veneer, TFL, HPL	Midnight Run (MNR) TFL, HPL	Metropolis Sky (MTS) Veneer			
						
Designer White (WH) TFL, HPL	Fashion Grey (FHG) TFL, HPL	Slate Grey (SG) TFL, HPL	Black (BL) TFL, HPL			

* Veneer is Low Sheen

Metal Finish Options

	
Aluminum (ALUM)	Black (BLK)

Glass Top Options

			
Gloss White (GWHG)	Acid Etched White (GWHA)	Gloss Black (GBLG)	Acid Etched Black (GBLA)

Edge Profiles:

				
Double Kerf (F) 1 3/8" H Top	Duo (G) 1 3/8" H Top	Square (Y) 1 3/8" H Top	Knife (K) 1 3/8" H Top	Vertical Square (H) 1 1/2" H Top

Pull Options:

			
Studio (AST) Aluminum - 13"	Studio (BST) Black - 13"	Studio (CST) Chrome - 13"	Studio (GST) Gold - 13"

